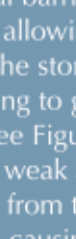


# STOP REFLUX

at its source.\*



## Heartburn Center of California

365 Lennon Lane, Suite 250  
Walnut Creek, CA 94598

Phone: (925) 932-6330  
Fax: (925) 932-0139

\*Clinical data of the LINX Reflux Management System has demonstrated substantial reductions in total acid exposure time.

## What Causes Reflux?

Gastroesophageal reflux disease (GERD), also called reflux, is a chronic, often progressive disease caused by a weak lower esophageal sphincter (LES) that allows acid and bile to flow back from the stomach into the esophagus.

The LES is a muscle at the junction of the esophagus and stomach that functions as the body's natural barrier to reflux. The LES acts like a valve, allowing food and liquid to pass through to the stomach. Normally, the LES resists opening to gastric pressures to prevent reflux (see Figure 1). In people with reflux, the LES is weak and allows acid and bile to flow back from the stomach into the esophagus, often causing injury to the lining of the esophagus and symptoms such as heartburn, chest pain, regurgitation, sore throat and cough (see Figure 2).

Figure 1: Normally, the LES resists opening to gastric pressures to prevent reflux.

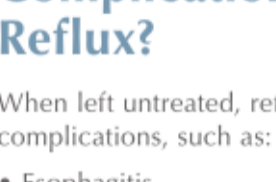
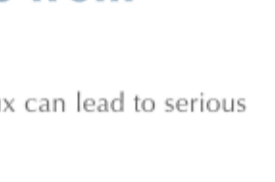


Figure 2: In people with reflux, the lower esophageal sphincter is weak, allowing acid and bile to flow back from the stomach into the esophagus.



## REFLUX is caused by a WEAK SPHINCTER muscle.

## What are the Symptoms of Reflux?

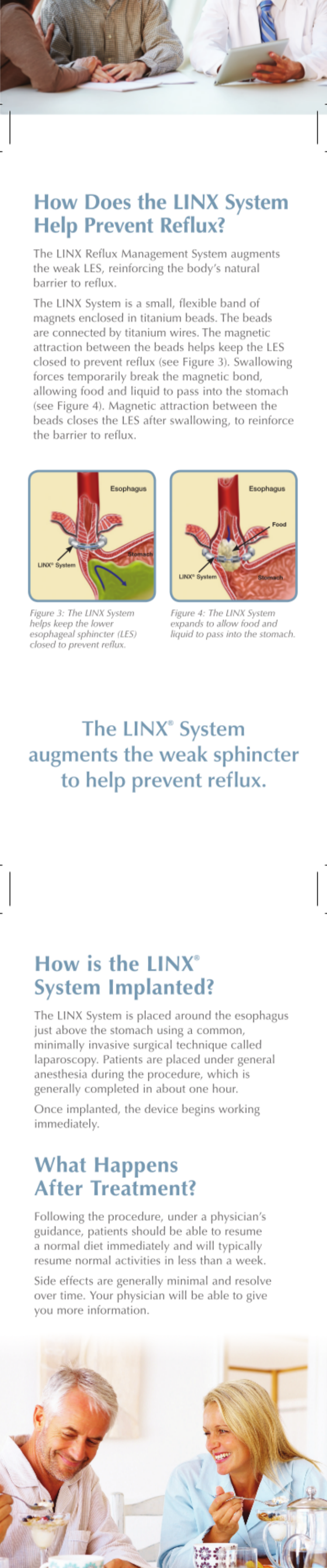
The symptoms of reflux include:

- Heartburn
- Regurgitation
- Sore throat
- Cough
- Chest pain

## Are There Potential Complications from Reflux?

When left untreated, reflux can lead to serious complications, such as:

- Esophagitis
- Stricture
- Barrett's esophagus
- Esophageal cancer



## How Does the LINX System Help Prevent Reflux?

The LINX Reflux Management System augments the weak LES, reinforcing the body's natural barrier to reflux.

The LINX System is a small, flexible band of magnets enclosed in titanium beads. The beads are connected by titanium wires. The magnetic attraction between the beads helps keep the LES closed to prevent reflux (see Figure 3). Swallowing forces temporarily break the magnetic bond, allowing food and liquid to pass into the stomach (see Figure 4). Magnetic attraction between the beads closes the LES after swallowing, to reinforce the barrier to reflux.

Figure 3: The LINX System helps keep the lower esophageal sphincter (LES) closed to prevent reflux.




Figure 4: The LINX System expands to allow food and liquid to pass into the stomach.



## The LINX® System augments the weak sphincter to help prevent reflux.

## How is the LINX® System Implanted?

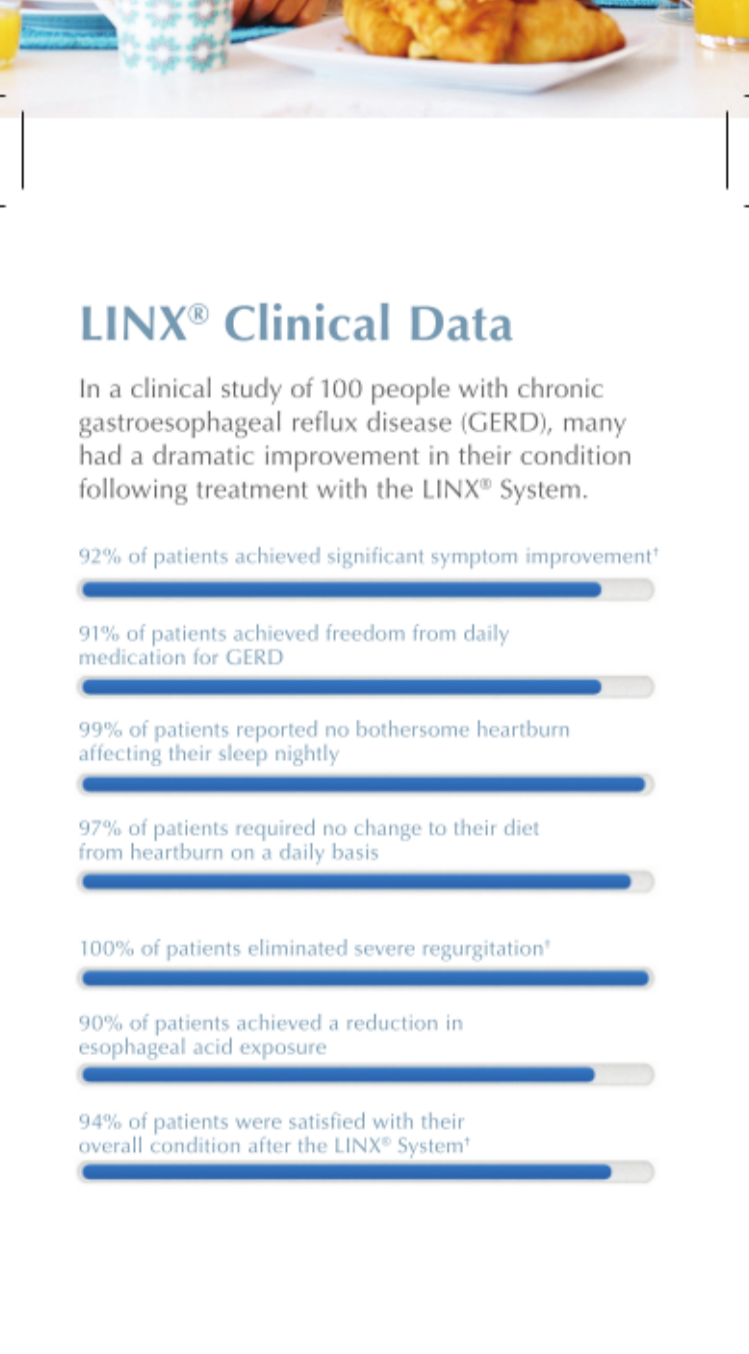
The LINX System is placed around the esophagus just above the stomach using a common, minimally invasive surgical technique called laparoscopy. Patients are placed under general anesthesia during the procedure, which is generally completed in about one hour.

Once implanted, the device begins working immediately.

## What Happens After Treatment?

Following the procedure, under a physician's guidance, patients should be able to resume a normal diet immediately and will typically resume normal activities in less than a week.

Side effects are generally minimal and resolve over time. Your physician will be able to give you more information.



## LINX® Clinical Data

In a clinical study of 100 people with chronic gastroesophageal reflux disease (GERD), many had a dramatic improvement in their condition following treatment with the LINX® System.

92% of patients achieved significant symptom improvement†

91% of patients achieved freedom from daily medication for GERD

99% of patients reported no bothersome heartburn affecting their sleep nightly

97% of patients required no change to their diet from heartburn on a daily basis

100% of patients eliminated severe regurgitation†

90% of patients achieved a reduction in esophageal acid exposure

94% of patients were satisfied with their overall condition after the LINX® System†

Data on file with Torax Medical

†Ganz, et al., Esophageal Sphincter Device for Gastroesophageal Reflux Disease. The New England Journal of Medicine; 368; 8: 719-727.

## Is the LINX® System Right for Me?

The LINX System is indicated for patients diagnosed with reflux, as defined by abnormal pH testing, who continue to have chronic reflux symptoms despite maximum medical therapy for the treatment of reflux.

Ask your doctor if the LINX System may be right for you.

For more information on the LINX System please visit [www.LINXforLife.com](http://www.LINXforLife.com).

The LINX® Reflux Management System is indicated for those patients diagnosed with Gastroesophageal Reflux Disease (GERD) as defined by abnormal pH testing, and who continue to have chronic GERD symptoms despite maximum medical therapy for the treatment of reflux.

Caution: Federal law (USA) restricts these devices to sale by or on the order of a physician.

Contraindications: Do not implant the LINX® System in patients with suspected or known allergies to titanium, stainless steel, nickel or ferrous materials.

Warnings: The LINX® device is considered MR Conditional in a magnetic resonance imaging (MRI) system up to 0.7-Tesla (0.7T). Laparoscopic placement of the LINX® device is major surgery.

General Precautions: The LINX® device is a long-term implant for use in patients 21 years or older. Medical management of adverse reactions may include explantation and/or replacement.

Potential Risks Associated with LINX® System: dysphagia, stomach bloating, nausea, odynophagia, increased belching, decreased appetite, inability to belch or vomit, flatulence, early satiety, device erosion, device migration, infection, pain, and worsening of preoperative symptoms.

For more information on the LINX Reflux Management System, contact your physician or Torax Medical, Inc.

For full patient information visit [www.LINXforLife.com](http://www.LINXforLife.com) or [www.ToraxMedical.com](http://www.ToraxMedical.com).



## Heartburn Center of California

365 Lennon Lane, Suite 250  
Walnut Creek, CA 94598

Phone: (925) 932-6330  
Fax: (925) 932-0139